



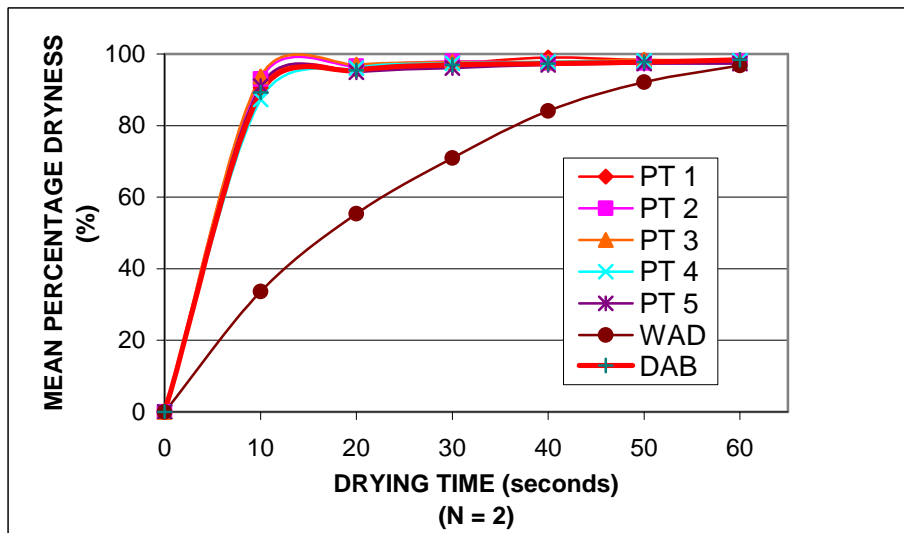
European Tissue Symposium (ETS), Brussels
 A comparative study of different hand drying methods:
 paper towel (PT), warm air dryer (WAD), Dyson Airblade dryer (DAB).

Keith Redway & Shameem Fawdar,
 School of Biosciences,
 University of Westminster, London
www.westminster.ac.uk/~redwayk
 2009

The study was performed in 4 parts (A – D):

Part A: The drying efficiency of different hand drying methods.

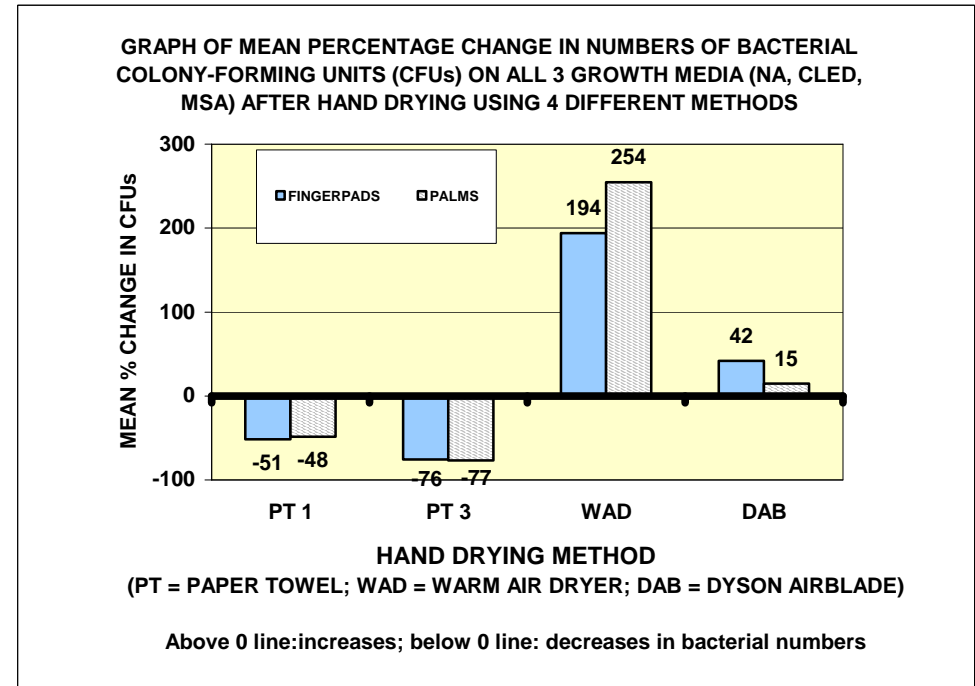
The average amount of water remaining on the hands of volunteers after using three hand drying methods (paper towel, warm air dryer, Dyson Airblade dryer) for different times (0 – 60 seconds) was measured and the percentage dryness at different times and using different methods was calculated.



The Dyson Airblade hand dryer (DAB) had a drying efficiency equal to that of the 5 types of paper towel (PT 1 - PT 5) tested and, like them, achieved at least 90% dryness in 10 seconds. The warm air dryer (WAD) took an average of 47 seconds (over 4-times as long) to achieve 90% dryness, *i.e.* was slower than the Dyson Airblade dryer or the paper towels at drying the hands.

Part B: Changes in the number of different types of bacteria on the hands before and after drying using paper towel, warm air dryer and Dyson Airblade dryer.

After visiting a washroom, the fingerpads and the palms of the hands of 20 volunteers were sampled for different types of bacteria before and after washing and drying using paper towel, warm air dryer, and Dyson Airblade dryer. Combined results of the bacterial counts on the three different growth media (Nutrient Agar [NA], Cystine-Lactose-Electrolyte Deficient agar [CLED], Mannitol Salt Agar [MSA]) are shown below.

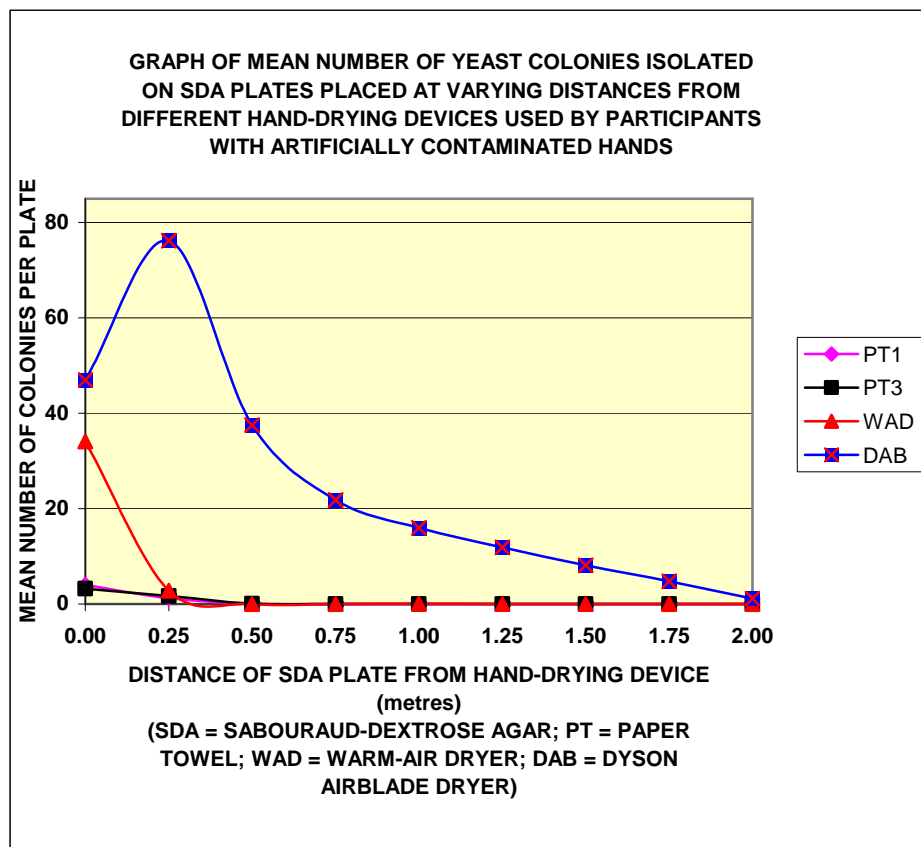


The two types of paper towel (PT 1 and PT 3) tested produced mean decreases in all types of bacteria tested on the fingerpads and the palms of 20 volunteers after washing and drying of the hands. The decreases were -51% and -76% for the fingerpads and -48% and -77% for the palms. The warm air dryer (WAD) produced a mean increase in all types of bacteria tested on the fingerpads by +194% and the palms by +254% of the hands after washing and drying. Although the DAB performed better than the WAD, it did not perform as well as the paper towels and did not on average reduce the numbers of bacteria on the hands after use but increased them on the fingerpads by +42% and on the palms by +15%.

PTO

Part C: Potential contamination of other users and the washroom environment caused by paper towel, warm air dryer and Dyson Airblade dryer.

In this part of the study the hands of 10 subjects were artificially contaminated with yeast suspension. Subjects then dried their hands using paper towel, warm air dryer or Dyson Airblade dryer for set times (10 seconds for paper towel and DAB; 20 seconds for WAD). Yeast was detected at different distances from each hand drying device by growth of colonies on Sabouraud-dextrose agar (SDA) plates.



The results showed that the Dyson Airblade dryer dispersed the contamination on the hands for distances of up to 2.00 metres. The paper towels performed better than the warm air dryer directly below the device but both hand drying methods showed no significant dispersal beyond 0.25 metres, unlike the Airblade.

Part D: Bacterial sampling of Dyson Airblade dryers in public washrooms.

The surfaces and air flows of 16 dryers were sampled in the male and female washrooms of a main line London railway station on different days and times.

SOURCE OF BACTERIA	IDENTIFICATION	NUMBER SAMPLES TESTED	NUMBER POSITIVE SAMPLES	% POSITIVE
Human skin, hair, nose	<i>Staphylococcus aureus</i>	112	80	71
	Other <i>Staphylococcus</i> species	112	105	94
Human gut, faeces	<i>Escherichia coli</i>	112	26	23
	<i>Klebsiella</i> species	112	11	10
	<i>Serratia marcescens</i>	32	1	3
	<i>Erwinia</i> species	64	2	3
	<i>Hafnia alvei</i>	48	1	2
Water, soil	<i>Enterobacter</i> species	80	2	2
	<i>Pseudomonas aeruginosa</i>	112	24	21
Various	<i>Bacillus</i> species	64	24	38
	<i>Chryseobacterium meningosepticum</i>	48	1	2
	<i>Chryseobacterium indologenes</i>	48	2	4
	<i>Pasteurella pneumotropica</i>	48	1	2

Many of the bacteria isolated from Dyson Airblade dryers in public washrooms are potential pathogens (disease-causing) and/or indicators of faecal, or other types, of contamination. The mean bacterial numbers per square centimetre ranged between 85 and 171 on the inner surfaces and slits of the dryers and between 4745 and 7537 at the bottom of the dryers. Counts of a 10-second air sample ranged between 10 and 20.

Overall conclusions

The Dyson Airblade hand dryer (DAB) showed equal drying efficiency compared to the paper towels tested, and better than the warm air dryer (WAD). Its hygiene performance compared to a WAD was better in terms of smaller mean increases in the numbers of bacteria on the hands after use but worse than paper towel, which reduced the numbers. The DAB dispersed artificial contamination further than the WAD or paper towels and bacteria, including potential pathogens, were detected on the inner surfaces and in the air flows of Airblade dryers in public washrooms.

Based on these results, the use of warm air dryers and Dyson Airblade dryers should be carefully considered in locations where hygiene is paramount, such as hospitals, clinics, schools, nurseries, care homes, kitchens and other food preparation areas.